















































































































Kitchen Equipment Installation Guide

Product	Unpack & Set in Place	Final Connections	Installation Time	Additional Labor
 Undercounter Dishwasher	  2 Laborers	  1 Electrician	  1 Plumber	 6 1/2 hrs Not Required
 Door Type Dishwasher	  2 Laborers	  1 Electrician	  1 Plumber	 7 1/2 hrs Not Required
 Conveyor Dishwasher	  2 Laborers	  1 Electrician	  1 Plumber	 14 hrs Not Required
 Electric Booster Heater	  2 Laborers	  1 Electrician	  1 Plumber	 4 hrs Not Required
 Garbage Disposal	  2 Laborers	  1 Electrician	  1 Plumber	 6 hrs Not Required
 Gas Fryer	  1 Laborer	Not Required	  1 Plumber	 2 1/2 hrs Not Required
 Gas Single Deck Convection Oven	  2 Laborers	Not Required	  1 Plumber	 3 1/2 hrs Not Required
 Gas Double Deck Convection Oven	  2 Laborers	Not Required	  1 Plumber	 6 1/2 hrs Add in 1 hour for a laborer for caster installation if needed

COOK'S

Kitchen Equipment Installation Guide

Product	Unpack & Set in Place	Final Connections	Installation Time	Additional Labor	
 Gas Countertop Griddle	  2 Laborers	  1 Electrician	  1 Plumber	 3 1/2 hrs	Not Required
 Gas Restaurant Range	  2 Laborers	Not Required	  1 Plumber	 3 1/2 hrs	Not Required
 Gas Floor Kettle	  2 Laborers	  1 Electrician	  1 Plumber	 5 hrs	<ul style="list-style-type: none"> • Plumbing time includes water faucet connection • Reduce plumbing time by 2 hours for electric
 Gas Tilt Skillet	  2 Laborers	  1 Electrician	  1 Plumber	 5 hrs	<ul style="list-style-type: none"> • Plumbing time includes water faucet connection • Reduce plumbing time by 2 hours for electric
 Reach-In Refrigerator	  2 Laborers	Not Required	Not Required	 3 hrs	Not Required
 Ice Machine	  2 Laborers	Not Required	  1 Plumber	 5 hrs	Not Required
 Floor Mixer	  2 Laborers	  1 Electrician	Not Required	 3 1/2 hrs	Not Required
 Countertop Steamer	  1 Laborer	  1 Electrician	Not Required	 2 hrs	Not Required

